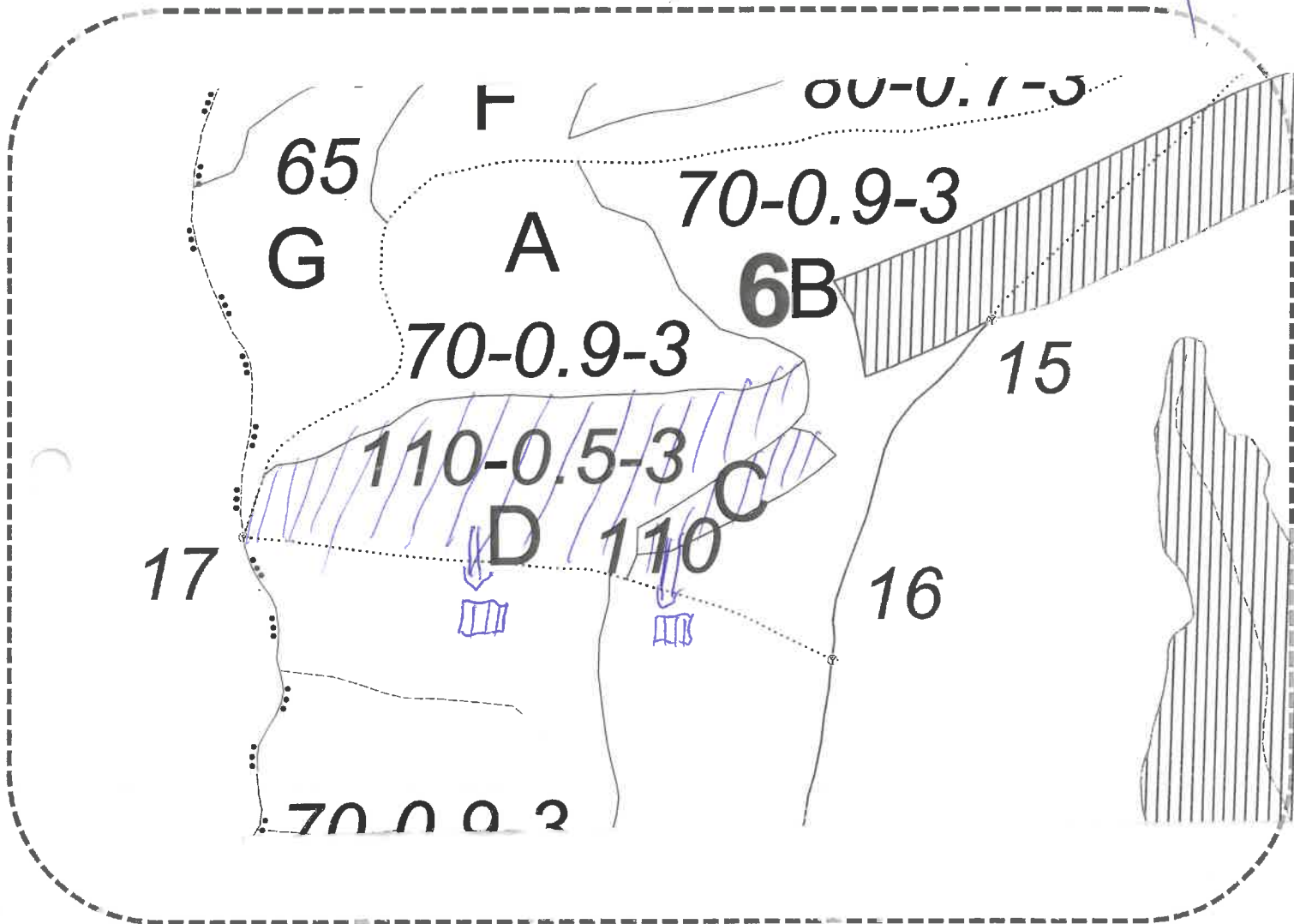





**SCHITA PARCHETULUI**

Nr 1146 SUMAL: 2300150924770



**Legenda:**




-Suprafață parchet,



-D.A.F,



-Drum tractor,



-Platforma primara

**Coordonate geografice:**

	u.a	Latitudine	Longitudine
APV	6C,D	44.698183 44.698453	23.783892 23.784191
Platforma			

Distante scos-apropiat 251-500 M

Transport pe D.A.F 0 Km

Panta 20°

- Protejate: Parchetul ~~se situează~~/nu se situează in cadrul unei arii naturale
- Căile de colectare ~~trec~~/nu trec prin proprietăți particulare

Întocmit,