





SCHEMA PARCHETULUI: 628 ROVINA

KR. SURAL: 2300/2100/2360

-  - SUPRAF. PARCHET
-  - PLATFORMA PRIMARA
-  - SUPRAF. PUSI TA ROSESIE
-  - DRUM TRACTOR EXISTENT

1. COORDONATE PARCHET:

46. 151776

22. 906533

2 COORDONATE PUFF. PRIMAR:

46. 143550

22. 911668

- DIST. S'OS-APROPRIAT

1001-1500ml

SEF OCEL
ING. O. LEA HONDA

SEF Δ
S'INA MARINZA

PĂDURAR
DEM. MARIUS
MIF

U N I T A T E A D



TR. ROVINA

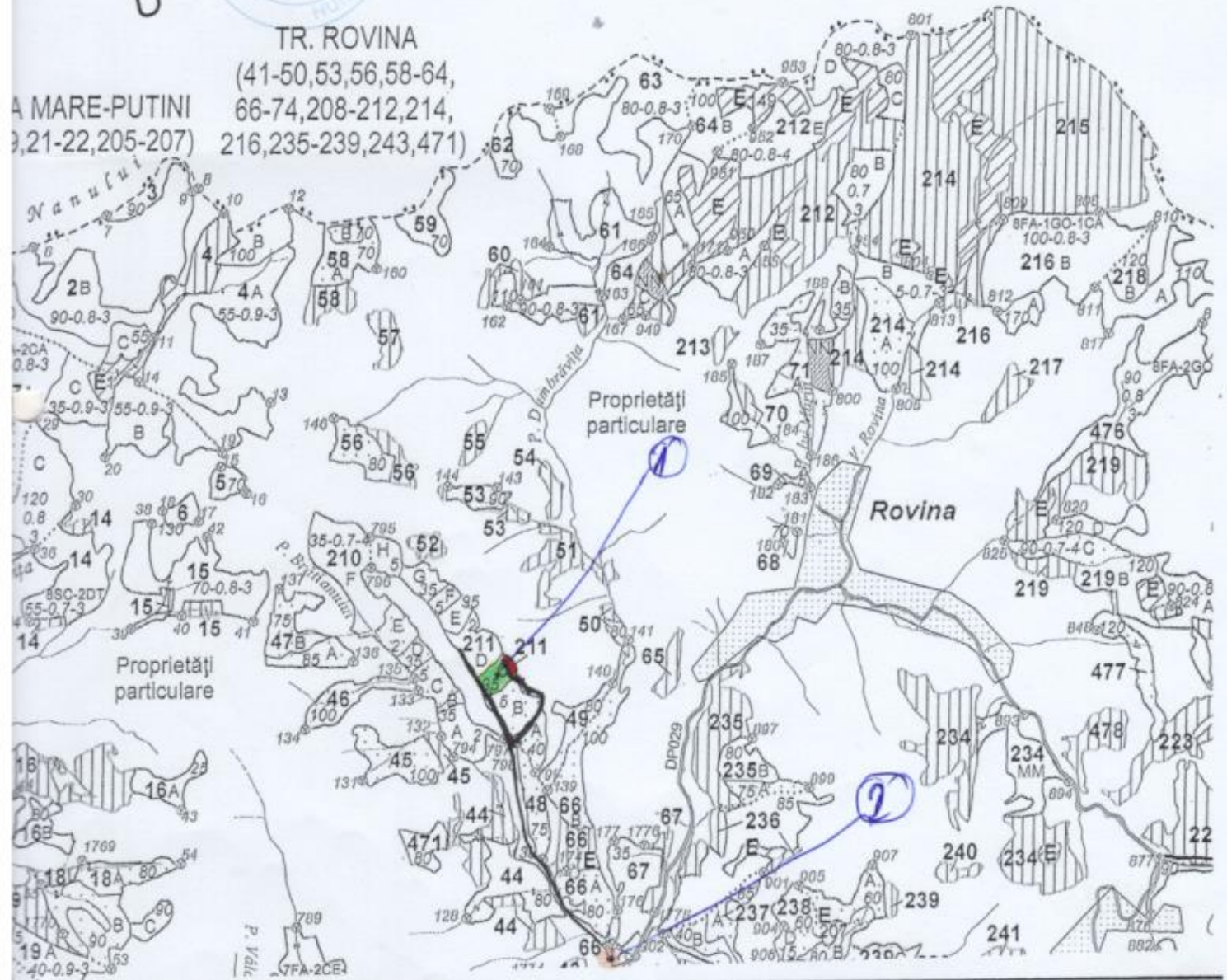
(41-50,53,56,58-64,

66-74,208-212,214,

216,235-239,243,471)

A MARE-PUTINI

(9,21-22,205-207)



Proprietăți particulare

Rovina

Proprietăți particulare

