



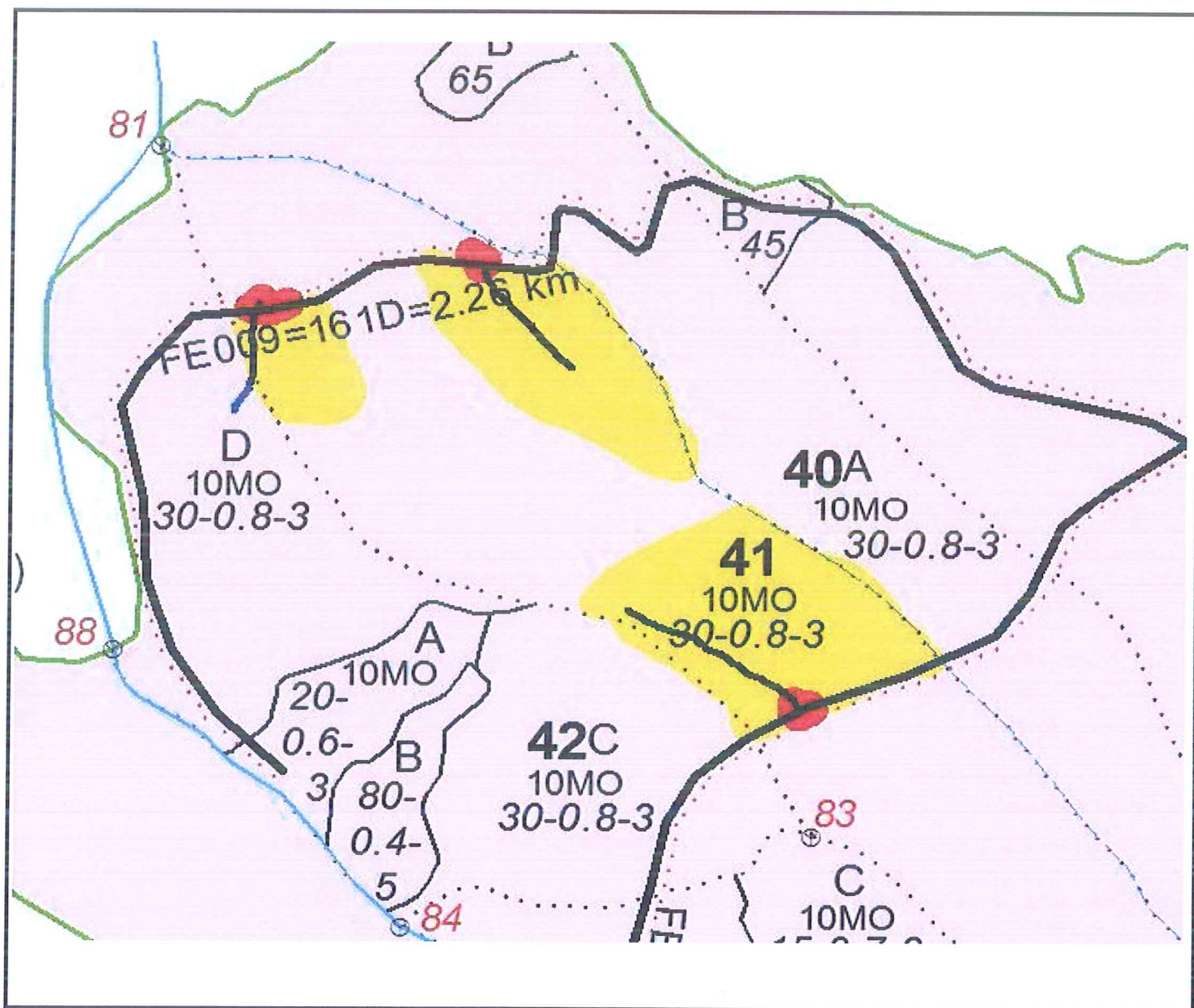


**SCHITA PARCHETULUI 536 Rotundu Irisoara Letoase 2**  
**SUMAL nr.: 2300194500900**

COORDONATE GEOGRAFICE				AMPLASAMENT	
Parchet		Platforma		U.P.	III IZVOARELE SOMESULUI RECE
X (LONGITUDINE)	Y (LATITUDINE)	X (LONGITUDINE)	Y (LATITUDINE)		
23.140959	46.531349	23.141745	46.530044	u.a.	41
23.137694	46.534326	23.136345	46.535445	u.a.	
23.133511	46.534140	23.132744	46.534875	u.a.	

**LEGENDA**

-  Cale permanenta de transport
-  Drum tractor existent
-  Parchet
-  Platforma primara



Conducator lucrare,  
 Teh. Toader Nicolae



Canton 7 Rotundu  
 Padurar Toader Alexandru

