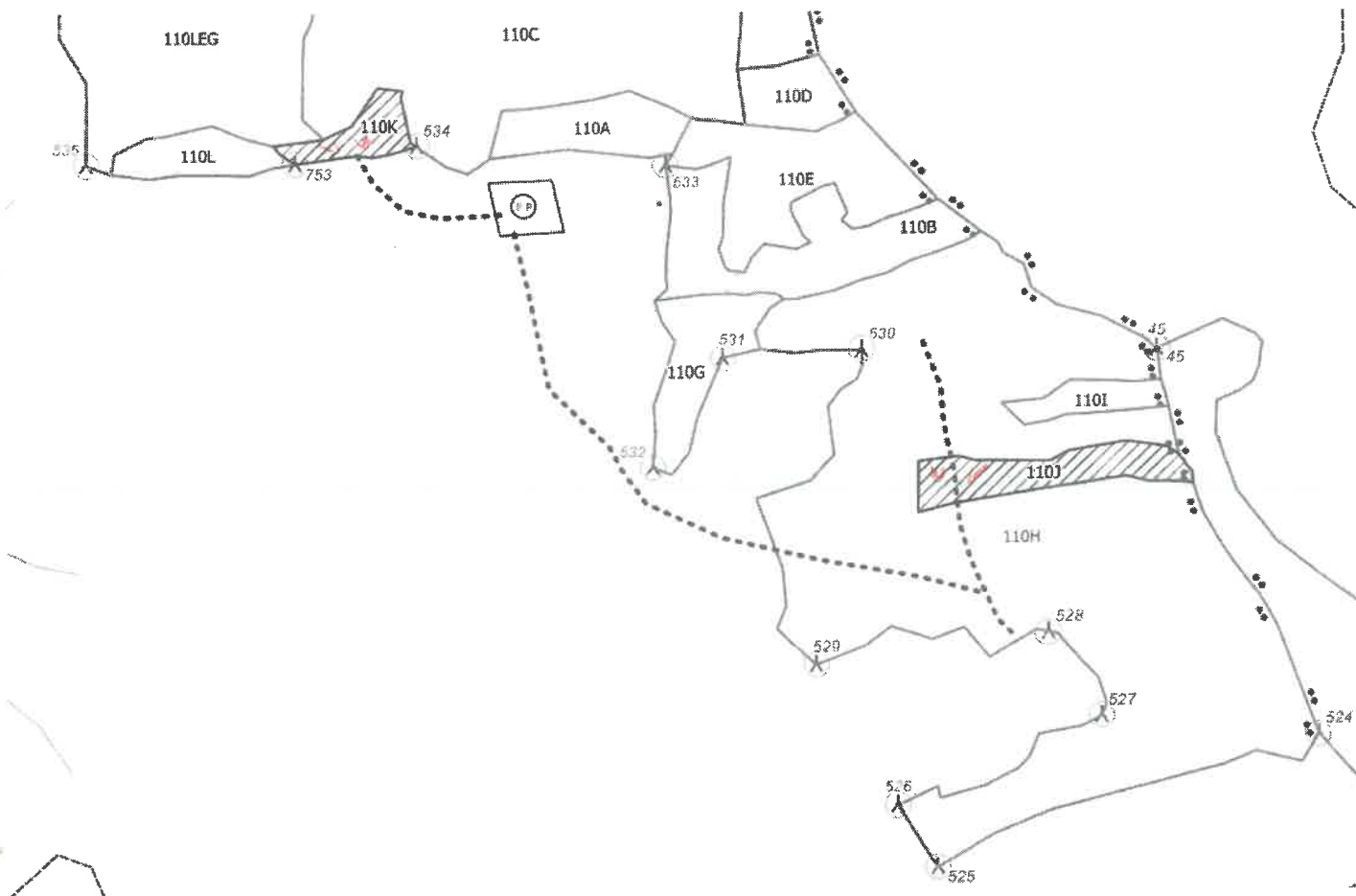






**SCHITA PARCHETULUI SI A PLATFORMEI PRIMARE
APV 2300006803100/UP II Berheci, u.a. 110 J, 110 K,**

COORDONATE PARCHET	
Lat: 46.58621677	Long: 27.25896266
COORDONATE PLATFORMA PRIMARA	
Lat: 46,5882672	Long: 27,2534885
Lat:	Long:



LEGENDA:

-  - Suprafața parchet
-  - Drum tractor
-  - Platforma primară
-  - Situația de cars-opeștii

Intocmit:
Ing. Mănciu Silviu

