



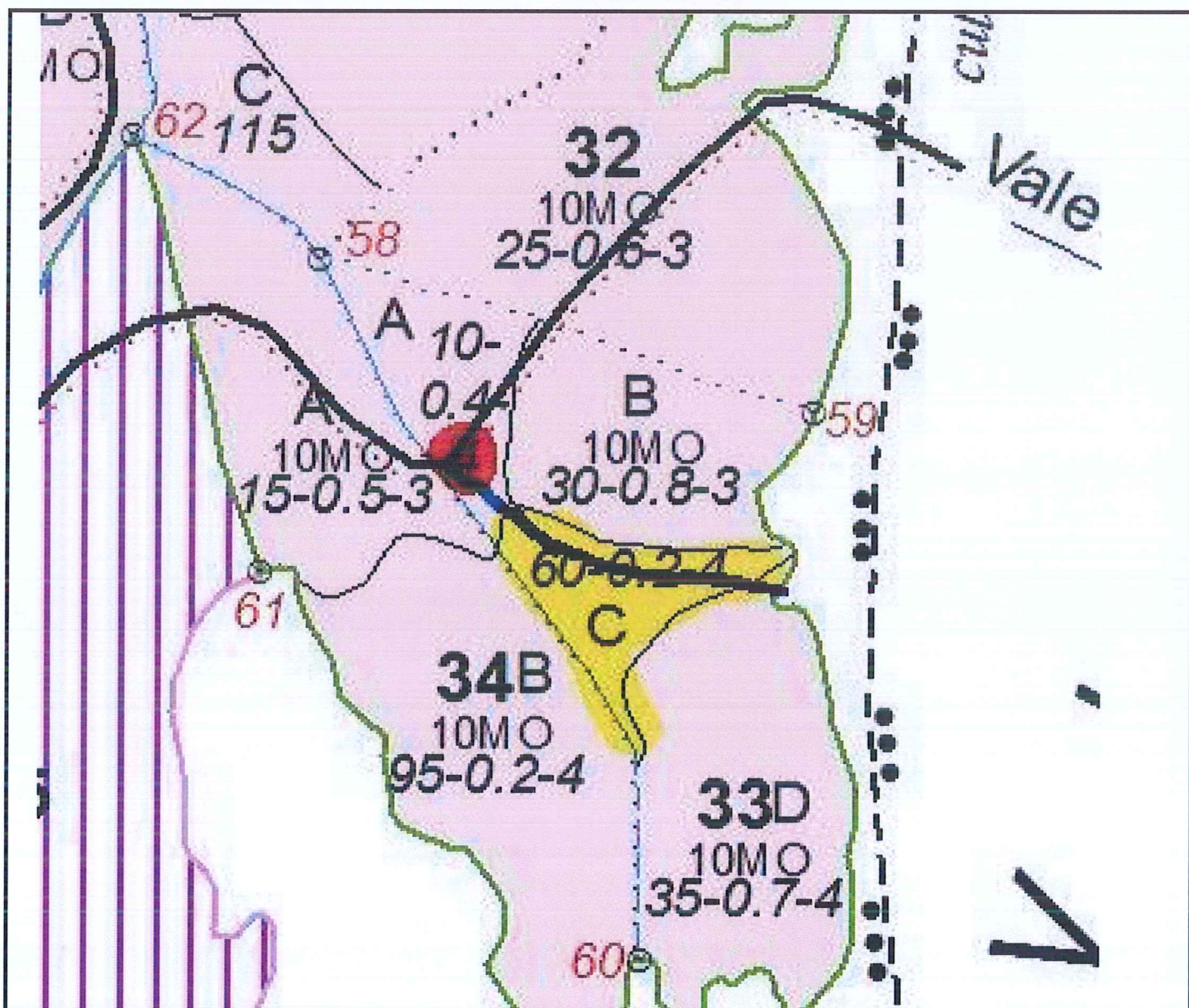


SCHITA PARCHETULUI 522 Rotundu C. Dobrinului 2  
 SUMAL nr.: 2300194500750

COORDONATE GEOGRAFICE				AMPLASAMENT	
Parchet		Platforma		U.P.	III IZVOARELE SOMESULUI RECE
X (LONGITUDINE)	Y (LATITUDINE)	X (LONGITUDINE)	Y (LATITUDINE)	u.a.	33C
23.167361	46.530997	23.165217	46.532211		

LEGENDA

-  Cale permanenta de transport
-  Drum tractor existent
-  Parchet
-  Platforma primara



Conducator lucrare,  
 Teh. Toader Nicolae



Canton 7 Rotundu  
 Padurar Toader Alexandru

