














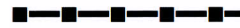
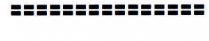





SCHIȚA PARCHETULUI AFERENT PARTIZII

203/P / 2.400209800710

Legenda:

- | | | | |
|---|-------------------------|--|--------------------------|
|  | - Limită de parchet |  | - Zonă protecție |
|  | - Limită de postață |  | - Zonă tampon |
|  | - Limită zonă adunat |  | - Adunat cu atelaje |
|  | - Platformă primară |  | - Adunat corhănire |
|    | - Arbori morți |  | - Drum auto forestier |
|   | - Insulă îmbătrânire |  | - Drum de tractor |
|  | - Habitat marginal |  | - Drum de atelaje |
|   | - Cuib, vizuină, bârlog |  | - Drum de tractor erodat |

