


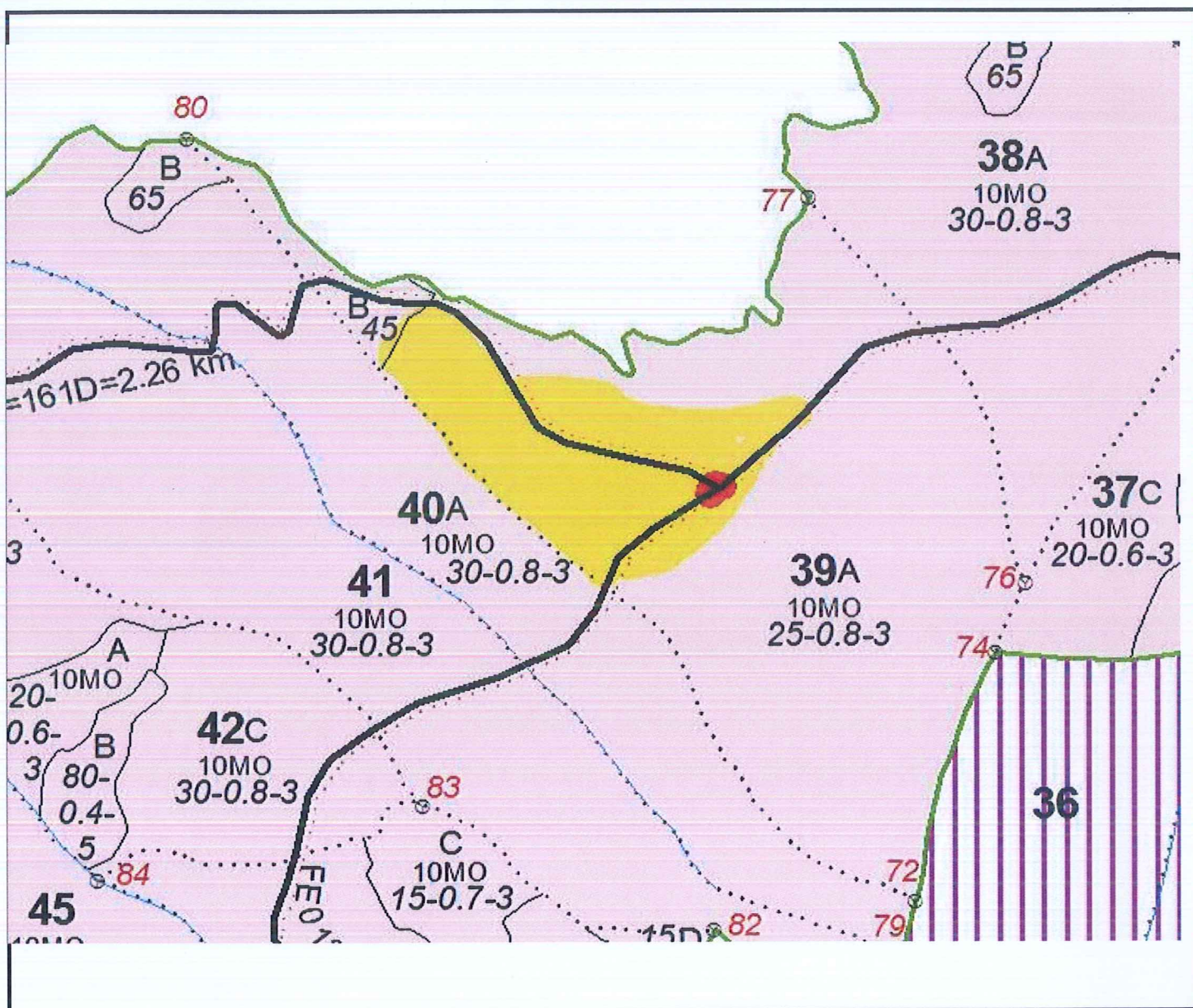


**SCHITA PARCHETULUI 484 Rotundu Drumu Pivnitii 2**  
**SUMAL nr.: 2300194500330**

COORDONATE GEOGRAFICE				AMPLASAMENT	
Parchet		Platforma		U.P.	III IZVOARELE SOMESULUI RECE
X (LONGITUDINE)	Y (LATITUDINE)	X (LONGITUDINE)	Y (LATITUDINE)	u.a.	39A
23.145350	46.533789	23.147831	46.533403		

**LEGENDA**

-  Cale permanenta de transport
-  Drum tractor existent
-  Parchet
-  Platforma primara



Conducator lucrare  
 Teh. Toader Nicolae

Canton 7 Rotundu  
 Padurar Toader Alexandru