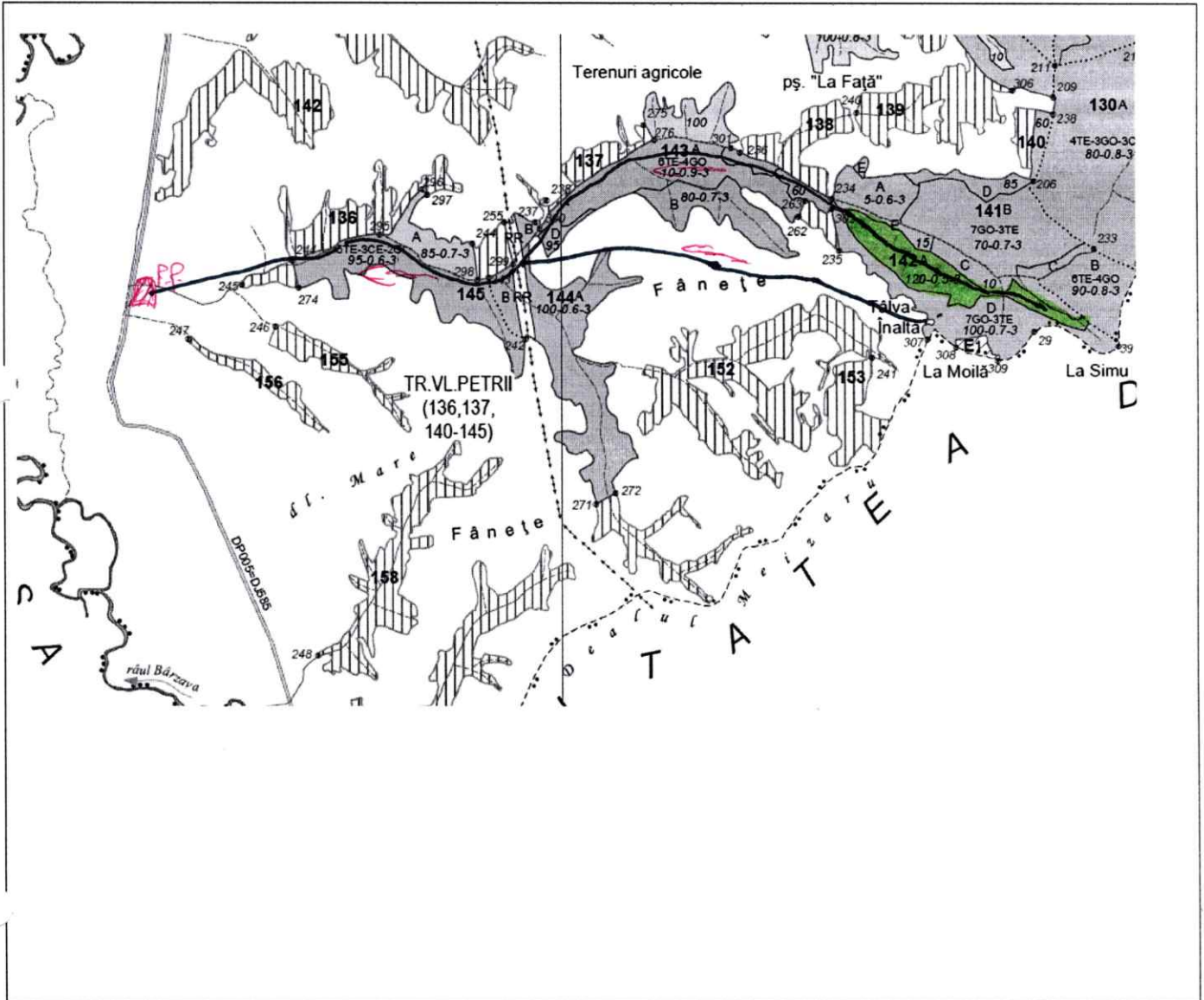


SCHITA

PARCHET DE EXPLOATARE (denumire)....*Vermic*.....











Partida (denumire) nr 25 APV/ nr. SUMAL 2400/4000240

UP.....*N*.....ua.....142A.....



Scara: 1:20 000

Legenda

- | | | | |
|---|-----------------------------|---|------------------------------|
|  | - limita parchet |  | - arbori morti |
|  | - suprafata parchetului |  | - podet de traversare |
|  | - cai de colectare m.l. |  | - drum auto forestier |
|  | - platforma primara |  | - elemente de biodiversitate |
|  | - cursuri permanente de apa |  | - directie de colectare |

INTOCMIT

ing. Manciu Liviu