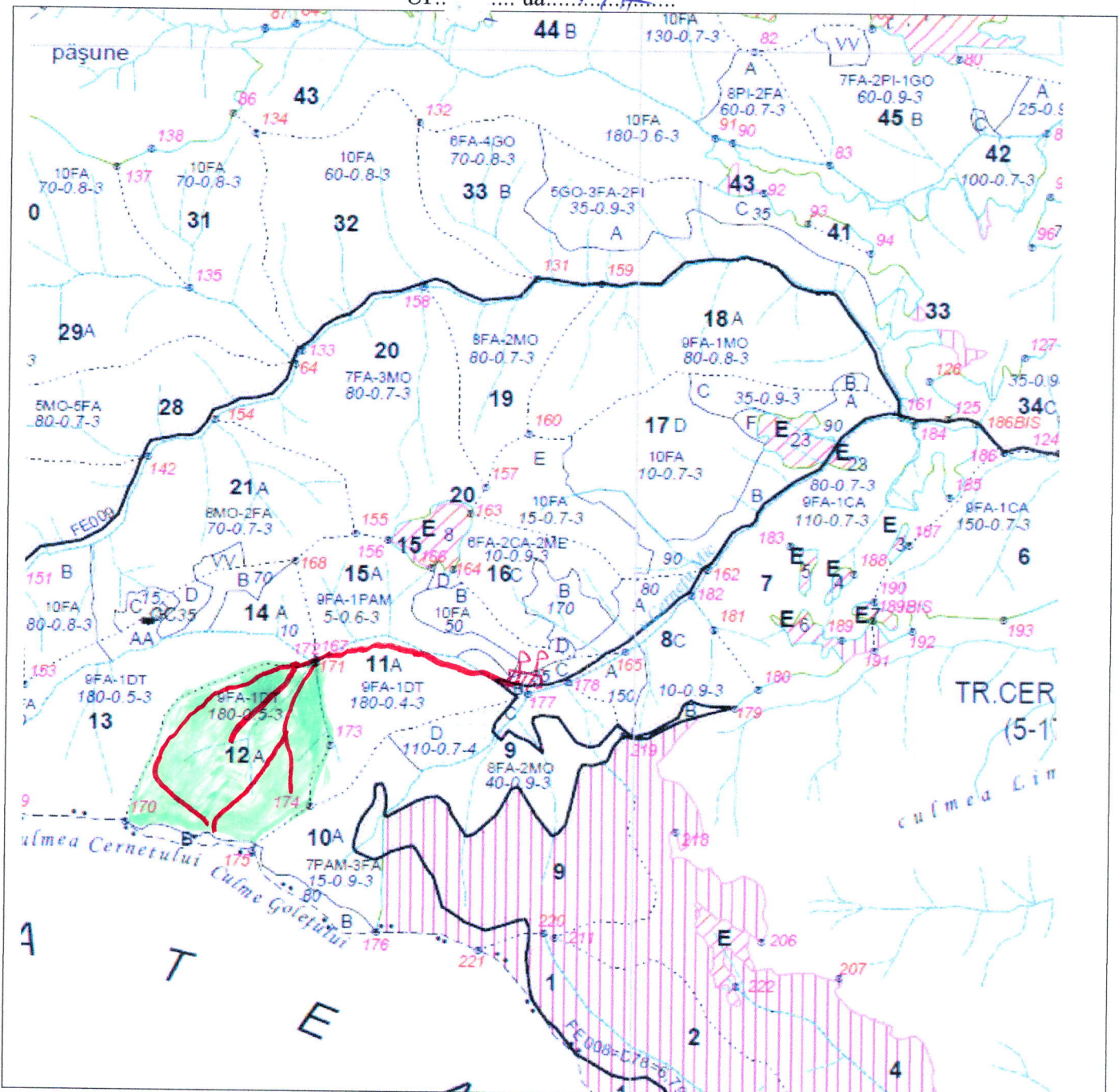


OCOLUL SILVIC PALTINIS











SCHITA

PARCHET DE EXPLOATARE (denumire) *Culmea Cernetului*  
 Partida (denumire) nr *16* APV/nr. SUMAL *7100/24401620*  
 UP... ..ua... ..*1.2.A*



Scara: 1:20.000

**Legenda**

-  – limita parchet
-  – suprafata parchetului
-  – cai de colectare m.l.
-  – platforma primara
-  – cursuri permanente de apa
-  – arbori morti
-  – podet de traversare
-  – drum auto forestier
-  – elemente de biodiversitate
-  – directie de colectare

INTOCMIT

*[Handwritten signature]*