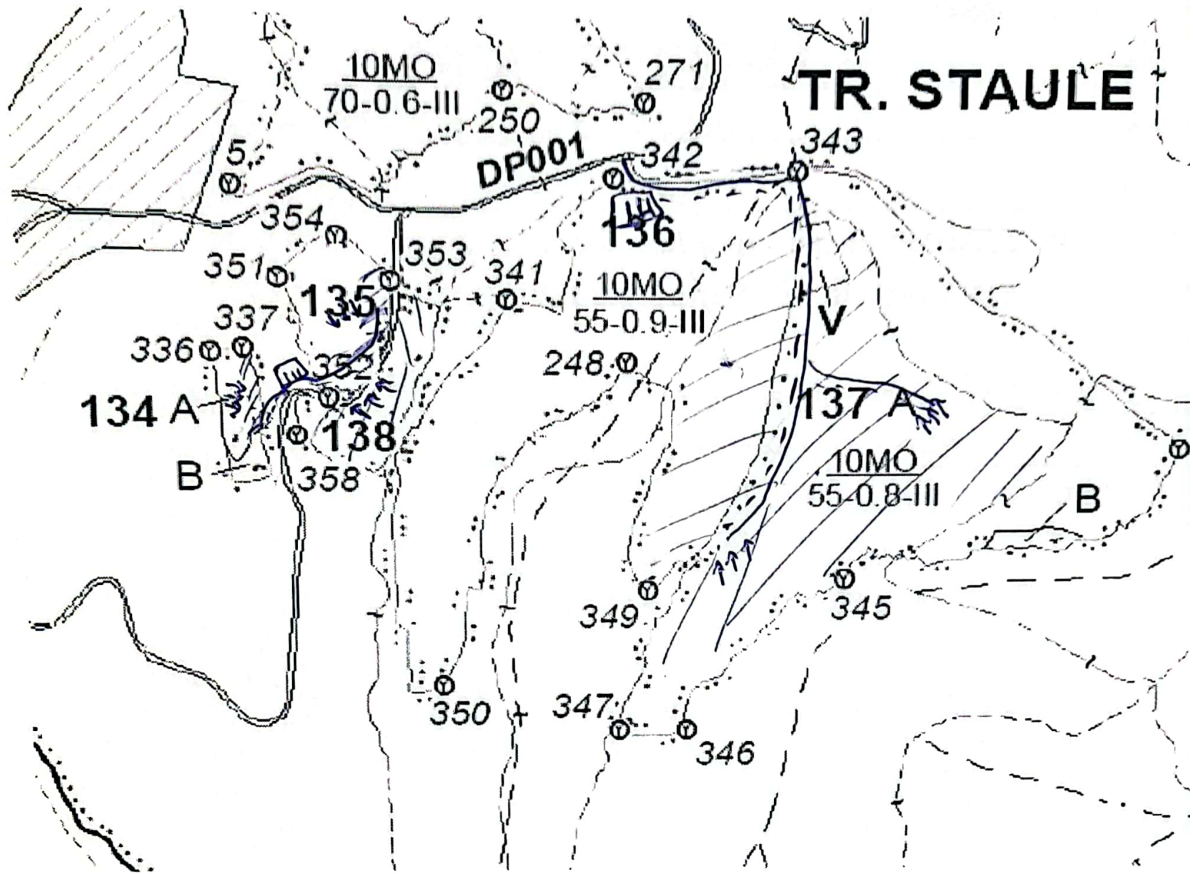














SCHITA PARCHETULUI: Partida 1130 Staule, UP I Poiana Sibiului, u.a. 134A,135,136,137A,138

Suprafata parchetului 31.1 ha, Prod: Accidentale- Acc 1, Volum brut 686.69 mc,



-  - Platforma primară
-  - Drum auto forestier
-  - Drum de scos-apropiat
-  - Suprafață Parchet
-  - Direcția de tras
-  Poteca de circulație muncitori
-  Depozit de carburanți
-  Loc pentru odihna, luat masa și fumat
-  Loc periculos
-  Arbori periculoși
-  Loc pentru parcare și depozitarea utilajelor
-  * Lemn mort

Coordonate parchet:

45.792448
23.711720

Coordonate platforma primară:

45.796149
23.707764

Intocmit
Sef District

DANCIĂ LIVIU

By

Gestionar Parchet
(Conducator loc de munca)