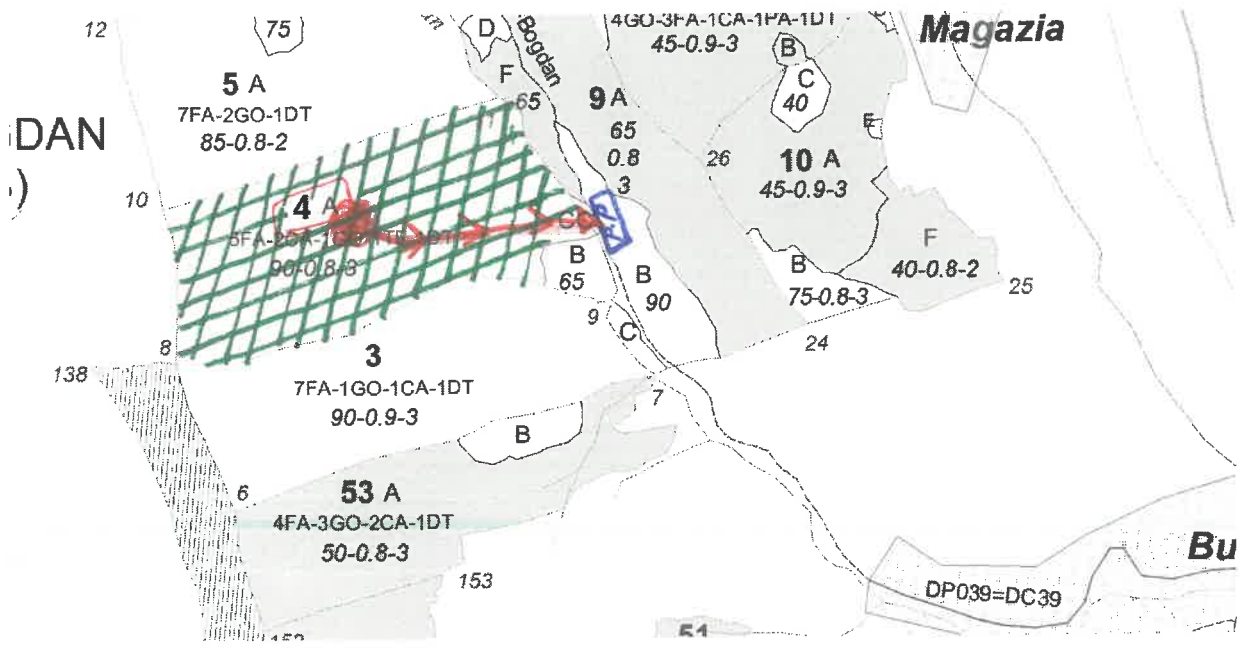





SCHITA PARCHETULUI SI A PLATFORMEI PRIMARE
APV 2300006802420/566 Bogdan

COORDONATE PARCHET	
Lat: 46.518 431	Long: 27.323 418
COORDONATE PLATFORMA PRIMARA	
Lat: 46,521194	Long: 27,332863
Lat:	Long:



LEGENDA:

-  - suprafața parchetului
-  - traseul de scos a propriet M.L.
-  - platforma primară

Intocmit:
 Ing. Basoc Gheorghe

