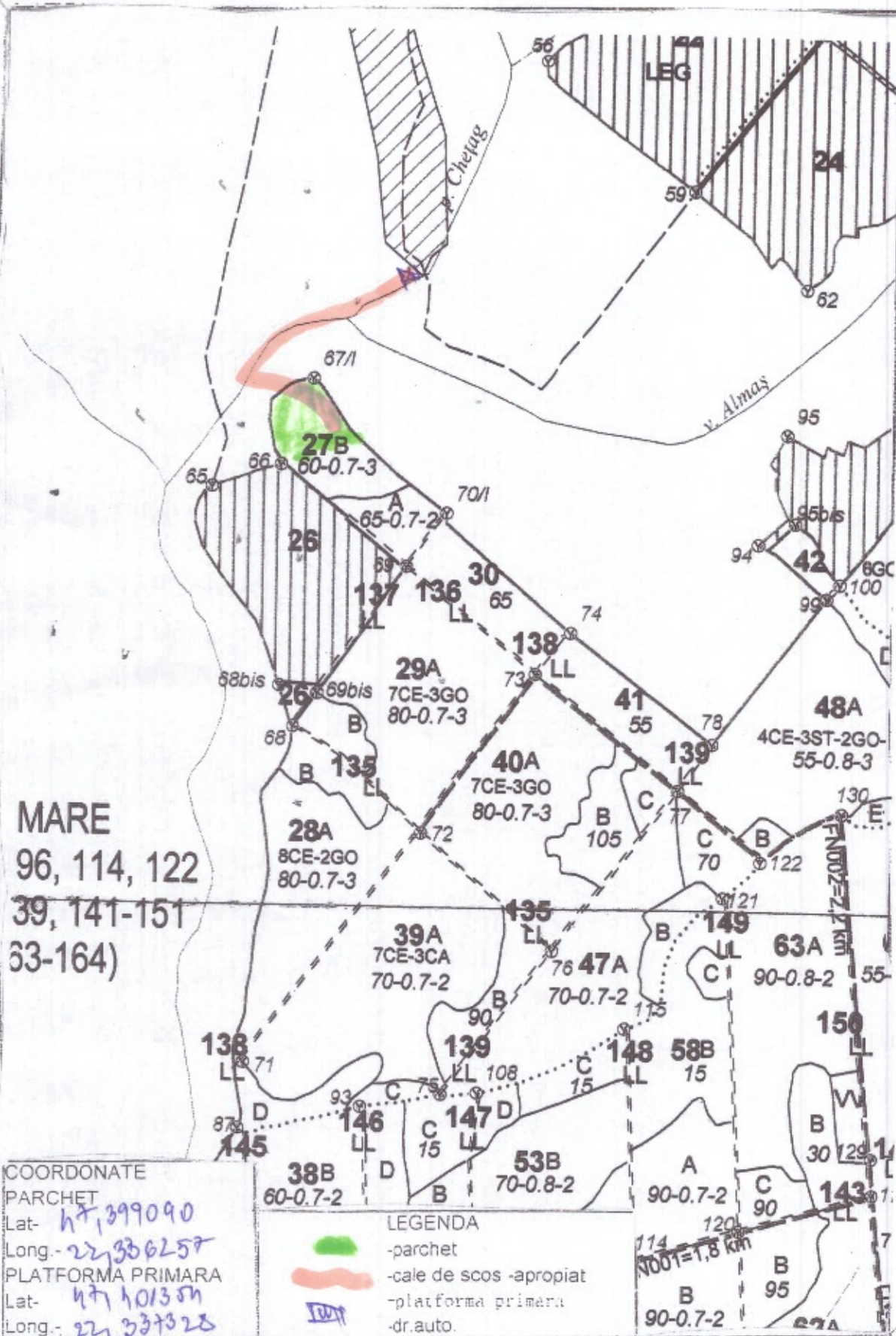






SCHITA PARCHETULUI

PARTIDA Nr 575 G3 CHET



MARE  
96, 114, 122  
39, 141-151  
63-164)

COORDONATE  
PARCHET  
Lat- 47,399090  
Long- 22,336257  
PLATFORMA PRIMARA  
Lat- 47,401357  
Long- 22,337328

LEGENDA  
 -parchet  
 -cale de scos -apropiat  
 -platforma primara  
 -dr.auto.

INTOCMIT(functie,nume,prenume)

SEMNETURA

ANTRECEA BOLSI  
