



SCHITA PARCHETULUI
P. 677-Crâng
2700 2643 00060

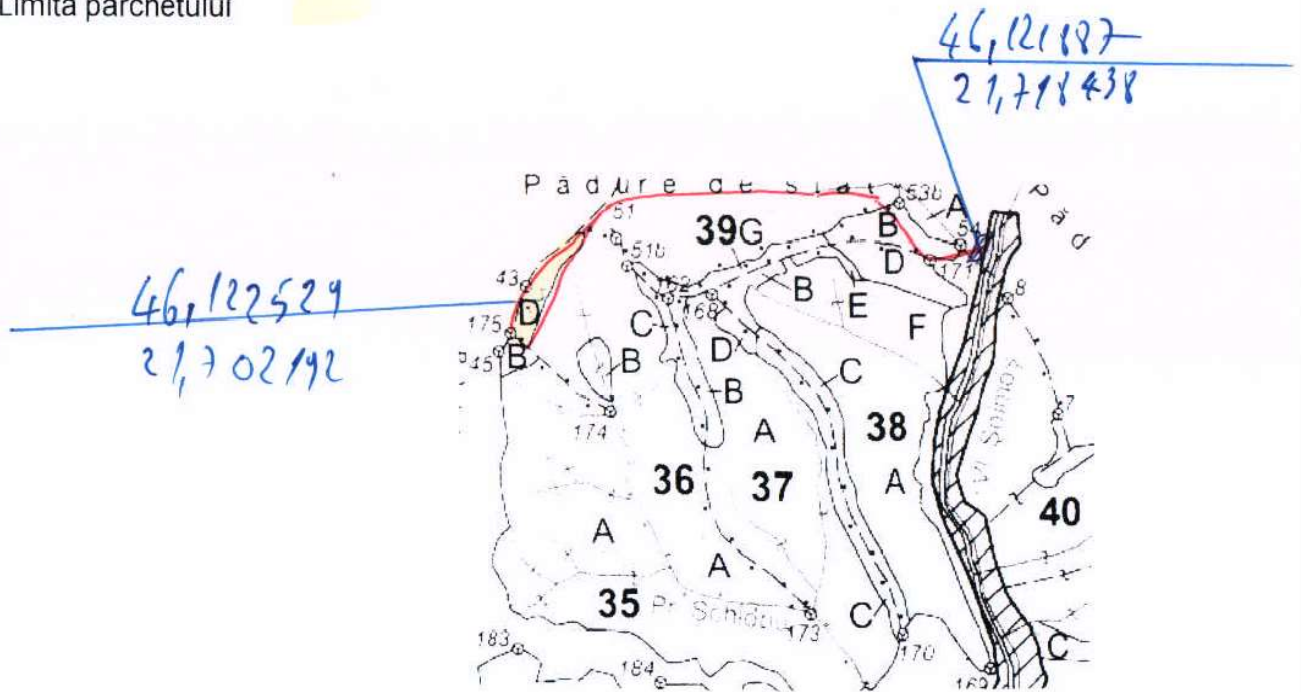
LEGENDA:

Traseu de scos apropiat cu tractorul / existent —

Platforma primara 

Traseu de scos apropiat necesar

Limita parchetului 



Sef Ocol,
Ing. Costea Razvan



Resp. FF,
Ing. Petre Stefan

Intocmit,

Handwritten signature
- sef dist. -