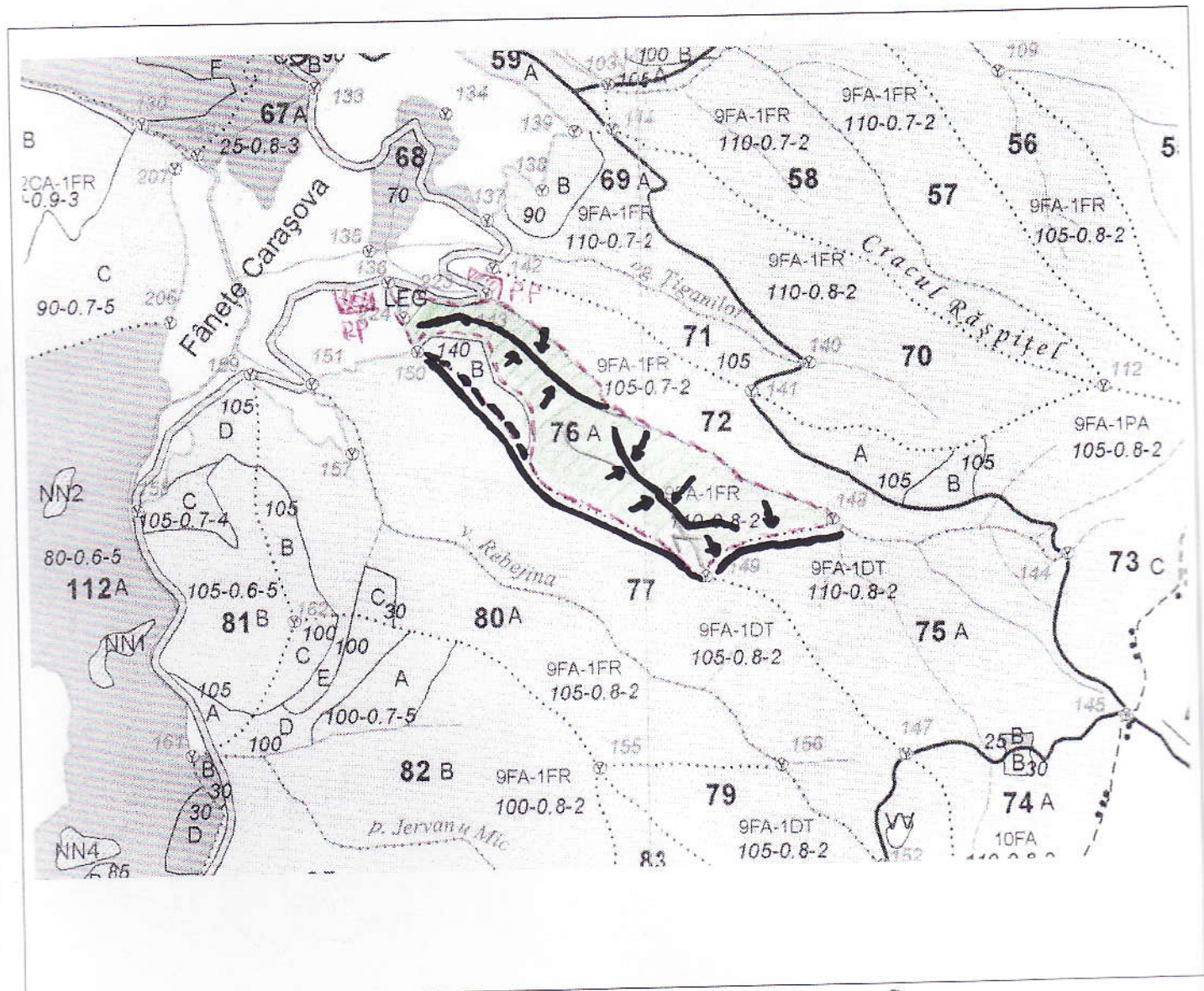











OCOLUL SILVIC *Rebejma*.....

SCHITA
PARCHET DE EXPLOATARE *& Rebejma*.....
Partida *& Rebejma*.....
UP *X*..... ua *P.S.A*.....



Scara:

Legenda

- | | | | |
|---|-----------------------------|---|------------------------------|
|  | - limita parchet |  | - arbori morti |
|  | - suprafata parchetului |  | - podet de traversare |
|  | - cai de colectare m.l. |  | - drum auto forestier |
|  | - platforma primara |  | - elemente de biodiversitate |
|  | - cursuri permanente de apa | | - directie de colectare |

INTOCMIT,

Ing. Bogdan Detanion
[Signature]