



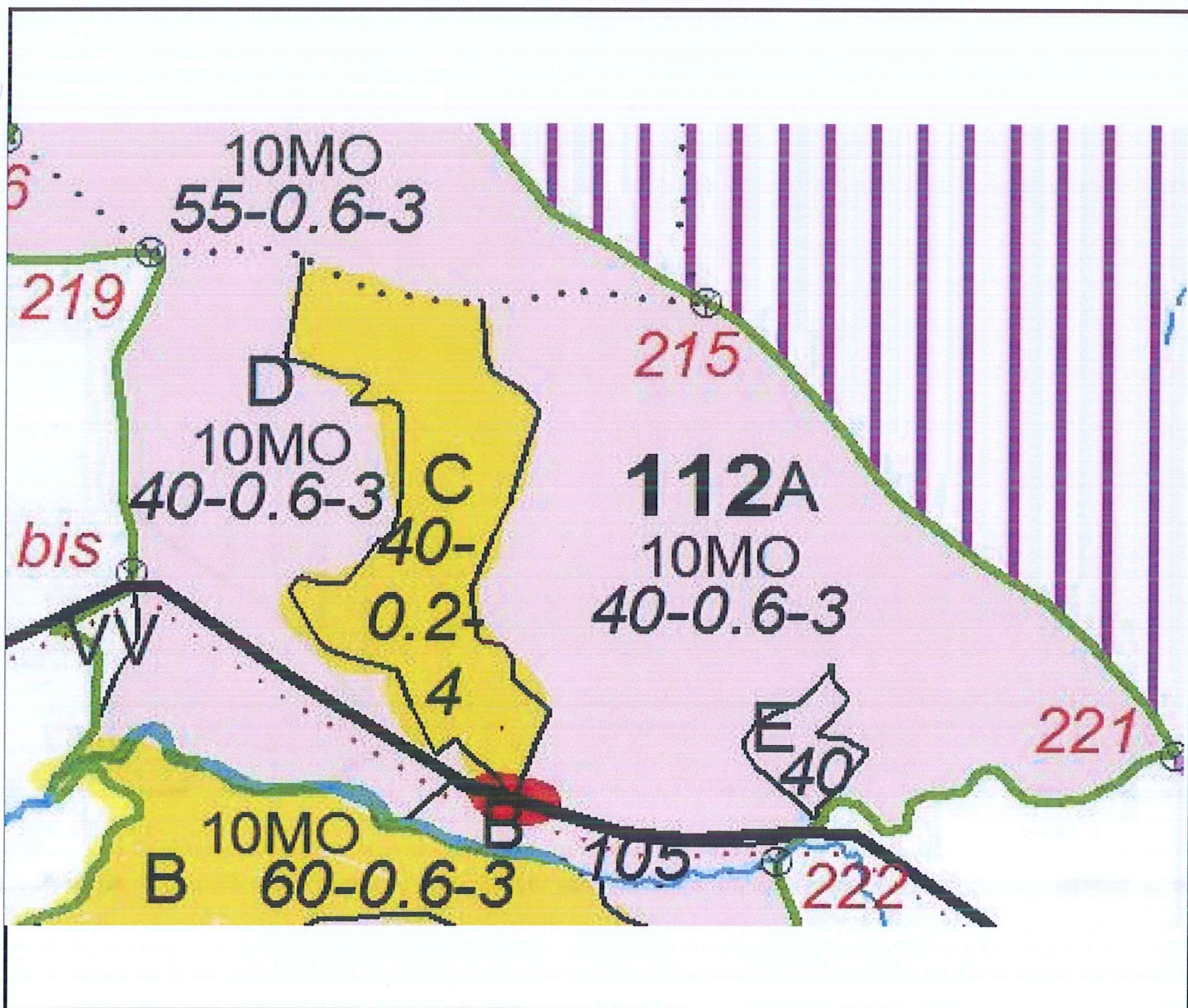


SCHITA PARCHETULUI 498 Rotundu Iris. - Letoase 2
 SUMAL nr.: 2300194500490

COORDONATE GEOGRAFICE				AMPLASAMENT	
Parchet		Platforma		U.P.	III IZVOARELE SOMESULUI RECE
X (LONGITUDINE)	Y (LATITUDINE)	X (LONGITUDINE)	Y (LATITUDINE)	u.a.	112C
23.080287	46.507454	23.081132	46.505414		

LEGENDA

-  Cale permanenta de transport
-  Drum tractor existent
-  Parchet
-  Platforma primara



Conducator lucrare,
 Teh. Toader Nicolae

Canton 7 Rotundu
 Padurar Toader Alexandru