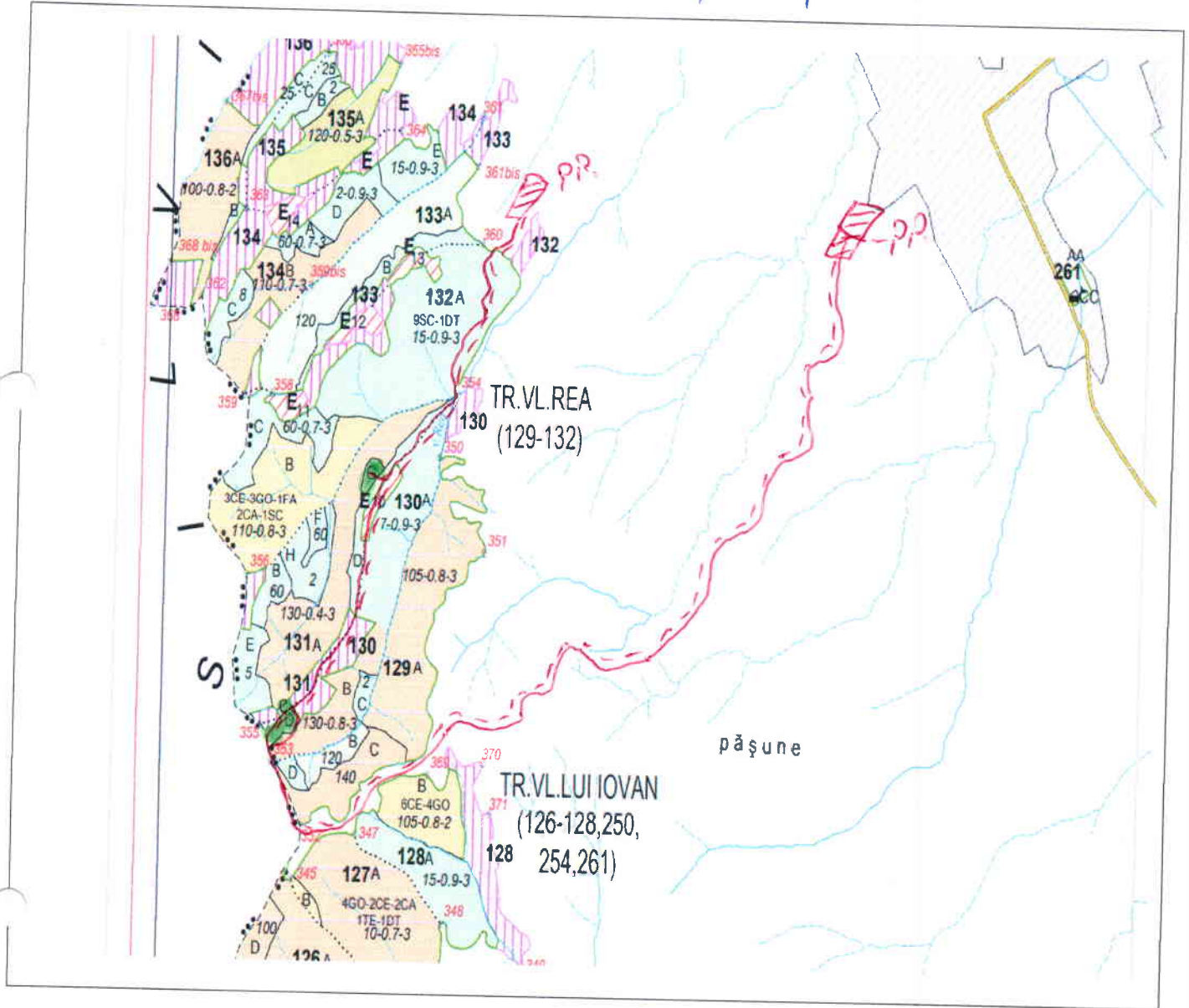







SCHITA

PARCHET DE EXPLOATARE (denumire)..... *CRĂMĂCURI*
 Partida (denumire) nr *390* APV/ nr. **SUMAL** *2400124401750*
 UP. *v.*..... ua. *131b; 131c; 130d*



Scara: 1:20 000

Legenda

- | | | | |
|---|-----------------------------|---|------------------------------|
|  | - limita parchet |  | - arbori morti |
|  | - suprafata parchetului |  | - podet de traversare |
|  | - cai de colectare m.l. |  | - drum auto forestier |
|  | - platforma primara |  | - elemente de biodiversitate |
|  | - cursuri permanente de apa |  | - directie de colectare |

INTOCMIT