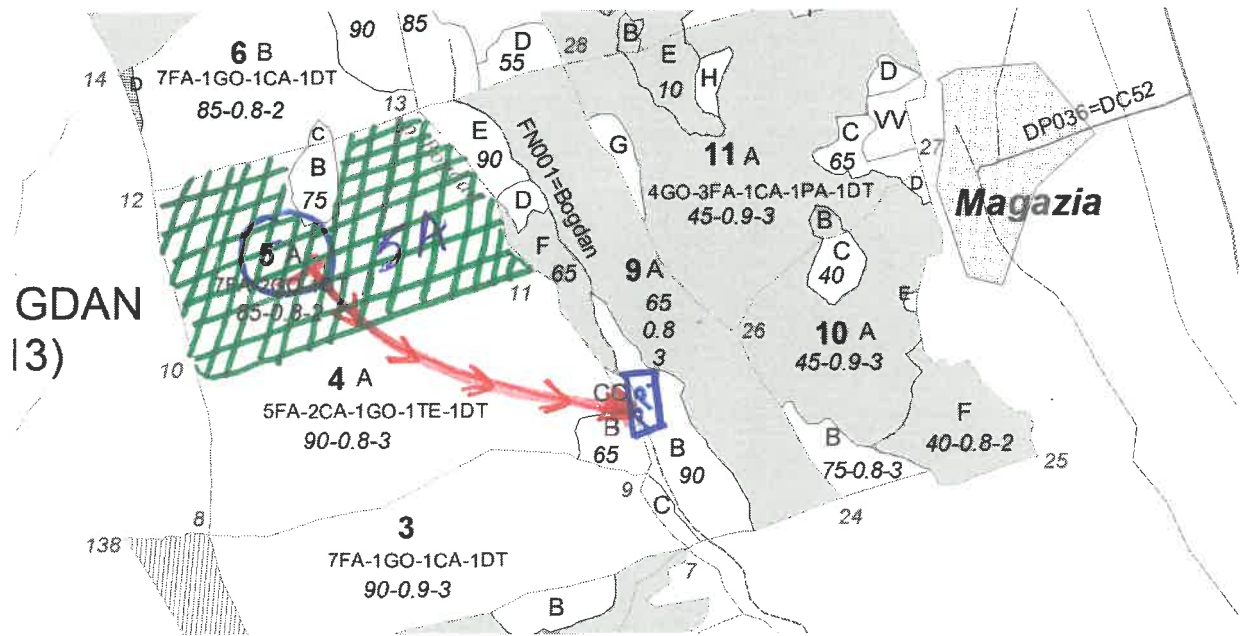





SCHITA PARCHETULUI SI A PLATFORMEI PRIMARE
APV 2300006802430/567 Bogdan

COORDONATE PARCHET	
Lat: 46.522 933	Long: 27.324 519
COORDONATE PLATFORMA PRIMARA	
Lat: 46.519 362	Long: 27.334 150
Lat:	Long:



LEGENDA:

Intocmit:
 Ing. Basoc Gheorghe

-  - suprafata parchetului
-  - traseul de scos -> apropiat M.L
-  - platforma primara